

Measuring outcomes through statistical indicators (education, employment and poverty)

The Case of the UK

Sarah Woodin

University of Leeds

s.i.woodin@leeds.ac.uk

Context

Office for Disability Issues (ODI) - established 2005

Cross Government body that aims to coordinate disability policy across departments in England and Wales

Focal point for UK for UNCRPD but collaborates with the Scottish and Northern Ireland governments

Located in Department of Work and Pensions

‘By 2025, disabled people in Britain should have full opportunities and choices to improve their quality of life and will be respected and included as equal members of society’

Prime Minister’s Strategy Unit (2005) *Improving the Life Chances of Disabled People*

<http://webarchive.nationalarchives.gov.uk/+http://www.cabinetoffice.gov.uk/media/cabinetoffice/strategy/assets/disability.pdf>

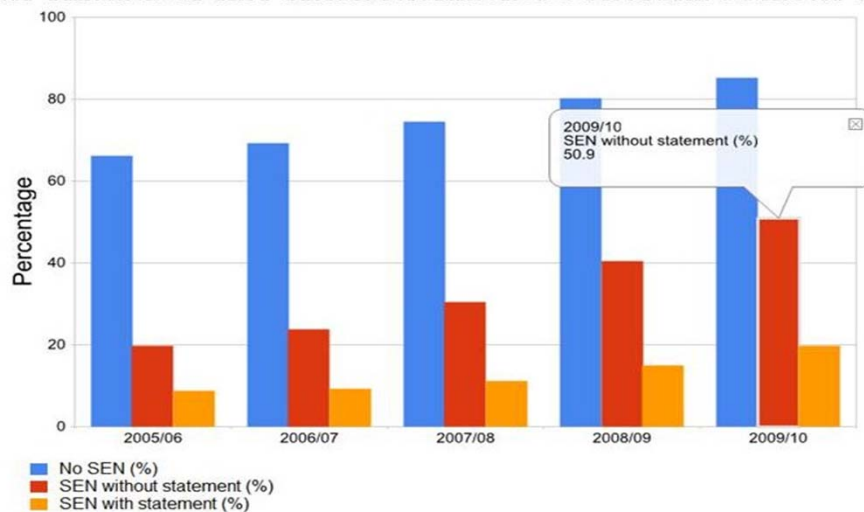
- Children’s outcomes
- Communications
- Discrimination
- Employment
- Health
- Housing
- Living standards
- Independent living
- Justice system
- Leisure, social and cultural activities
- Participation,
- Post-19 education and training participation
- Social care
- Transport

Education Indicators

A1 - Use of childcare	➔
A2 - Unauthorised absence from school	➔
A3 - Achievement at Key Stage 2	➔
A4 - Achievement at Key Stage 3	➔
A5 - Pupils at the end of Key Stage 4 achieving 5 or more GCSEs at grades A*-C	➔
A6 - 16 year olds studying for Level 3 qualifications	➔
A7 - Young people who attain Level 3 qualifications by age 18	➔
A8 - Young people with experience of higher education by age 19	➔
A9 - First degree qualifiers attaining a first or upper second class degree	➔
A10 - Students who do not continue in higher education after their first year	➔
A11 - Satisfaction levels with higher education course	➔
A12 - The first destination of graduates 6 months after graduating	➔
A13 - 16-18 year olds not in employment, education or training (NEET)	➔
A14 - Young people's participation in positive activities	➔

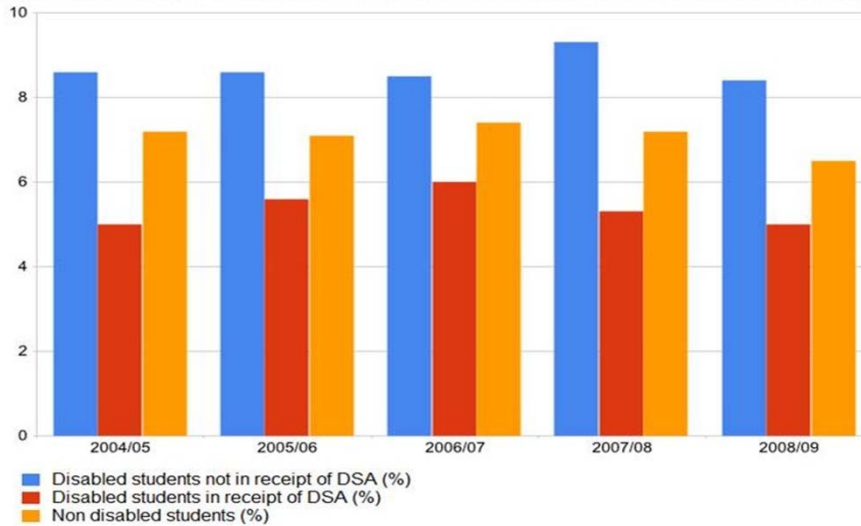
Education Examples

AT THE END OF KEY STAGE 4 ACHIEVING 5 OR MORE GCSEs AT G



Education Examples

STUDENTS WHO DO NOT CONTINUE IN EDUCATION AFTER THEIR FIRST YEAR



Employment

- B1 - Employment rates
- B2 - Employment rates by impairment type
- B3 - Economic activity
- B4 - Individuals in high-level employment
- B5 - Working age people who have never worked
- B6 - Working age people in work who would like to work more hours
- B7 - Hourly wage rates
- B8 - Highest educational qualifications in the working age population

Example: Employment

		Total employment rates
2002	Disabled	44.5%
	Non-disabled	80.7%
2003	Disabled	45.4%
	Non-disabled	80.7%
2004	Disabled	46.8%
	Non-disabled	80.5%
2005	Disabled	47.0%
	Non-disabled	80.4%
2006	Disabled	47.4%
	Non-disabled	80.2%
2007	Disabled	47.3%
	Non-disabled	80.0%
2008	Disabled	48.3%
	Non-disabled	80.1%
2009	Disabled	47.4%
	Non-disabled	77.8%
2010	Disabled	48.4%
	Non-disabled	77.5%

Example: Employment

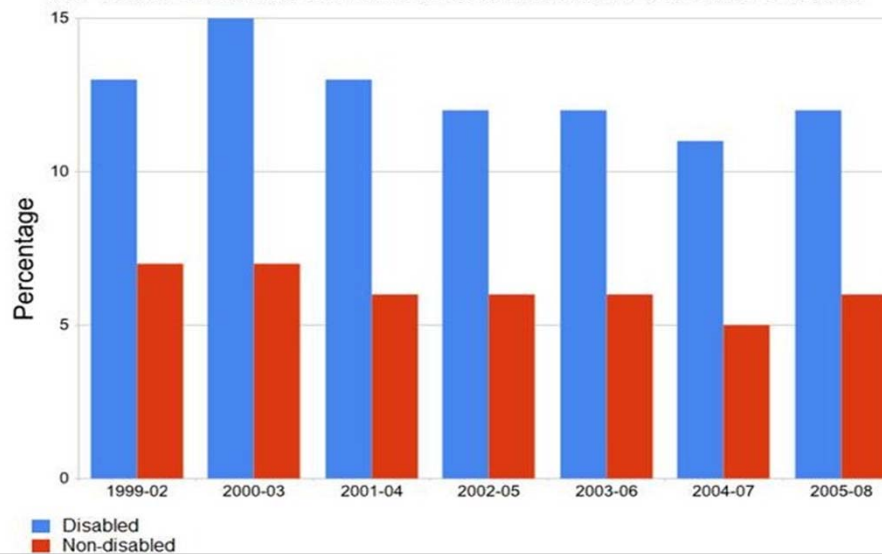
	2006		2007		2008		2009		2010	
	Low 95%	High 95%	Low 95%	High 95%	Low 95%	High 95%	Low 95%	High 95%	Low 95%	High 95%
Arms, hands	42	50	45	53	42	50	42	50	44	52
Legs or feet	37	43	39	45	39	45	38	44	40	46
Back or neck	40	45	39	44	41	46	40	45	41	47
Skin conditions, allergies	NA	NA	NA	NA	62	77	NA	NA	59	73
Chest, breathing problems	62	67	60	65	60	65	60	66	60	65
Heart, blood, pressure, circulation	56	61	58	63	57	62	54	59	57	62
Stomach, liver, kidney, digestion	56	64	47	55	54	62	52	61	55	63
Diabetes	65	72	63	70	68	74	64	71	64	71
Depression, bad nerves	20	26	21	27	23	29	22	28	28	34
Epilepsy	36	48	NA	NA	35	47	NA	NA	35	48
Progressive illness	34	41	40	47	38	45	43	50	41	49
Other problems, disabilities	52	58	51	57	52	58	52	59	50	56

Poverty

- C1 - Children living in low income
- C2 - Children living in low income and material deprivation
- C3 - Individuals living in low income
- Illustrative measures of living standards, excluding Disability Living Allowance and Attendance Allowance from income
- C4 - Households living in fuel poverty
- C5 - Individuals living in persistent poverty

Poverty Examples

C5 - INDIVIDUALS LIVING IN PERSISTENT POVERTY (BHC)



Links to Indicators

Roadmap 2025

<http://odi.dwp.gov.uk/roadmap-to-disability-equality/index.php>

Disability Equality Indicators

<http://odi.dwp.gov.uk/roadmap-to-disability-equality/indicators.php>